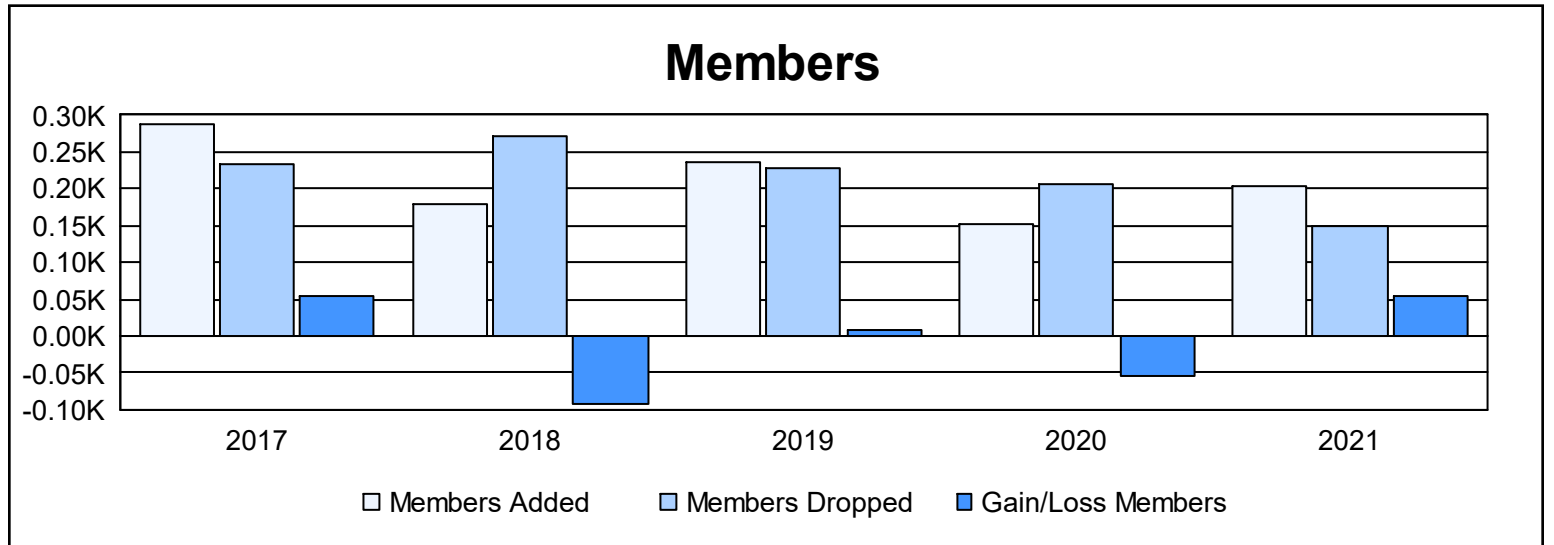
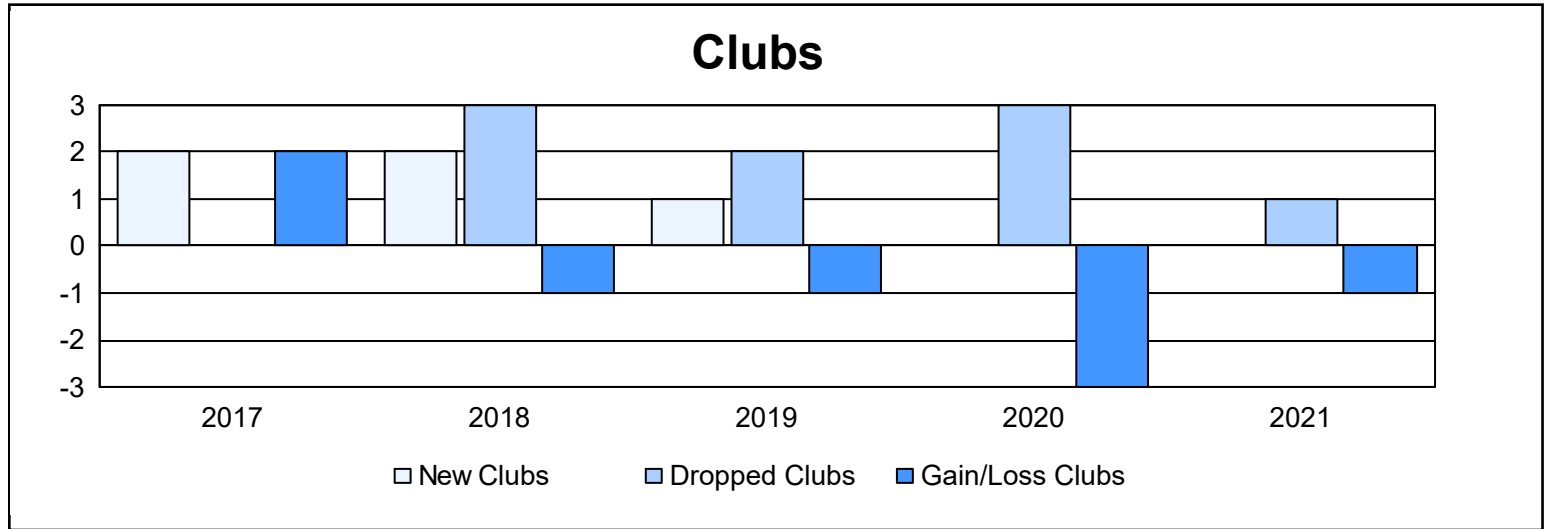
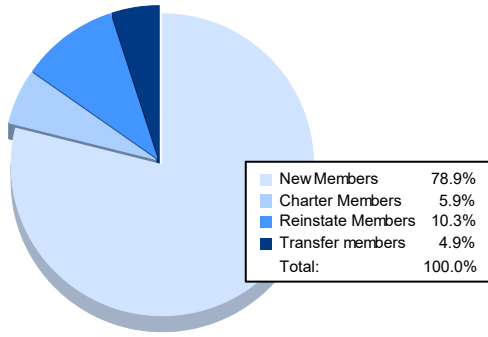


Year	New Clubs	Dropped Clubs	Gain/ Loss Clubs	New Members	Charter Members	Reinstate Members	Transfer Members	Total Member Added	Total Members Dropped	Gain/ Loss Members
2016-2017	2	0	2	218	52	14	3	287	234	53
2017-2018	2	3	-1	92	70	12	5	179	272	-93
2018-2019	1	2	-1	152	33	45	5	235	227	8
2019-2020	0	3	-3	127	1	5	19	152	205	-53
2020-2021	0	1	-1	161	12	21	10	204	150	54
<b>Average</b>	<b>1</b>	<b>2</b>	<b>-1</b>	<b>150</b>	<b>34</b>	<b>19</b>	<b>8</b>	<b>211</b>	<b>218</b>	<b>-6</b>



### Membership Composition June 2021 Cumulative



### Gender Composition June 2021 Cumulative

